

NAME:

Title or Explanation

The Park Lesson

Level/Age

3rd-4th graders Beginner to high beginner

Time

45-60 minutes

Objective

By the end of the activity, students will be able to demonstrate their understanding of the description, "The Park", by looking at the park picture and retelling the description

Materials

Park picture, PPT with images, worksheet for cloze activity, original text, false listening text, different park picture, extra paper so Ss can draw their own park

Before (Lead-in)

1. Introduce the topic "park".
T shows Ss a picture of a park and writes the word "park" on the board.
T asks Ss, "What can you do in a park?"
Ss share in pairs.
T. elicits from group.
2. Show picture of a park and elicit park objects they know using the language:
T. "What's this?" Ss: "A bench." T writes the words on the board.
3. For park objects that Ss do not know, T elicits from other Ss or gives new vocabulary words: pigeon, paper bag, entrance, statue, hoop








During (Set up and run the activity)

4. Listening Task #1: Ss circle all the items they hear as T reads the text.
Ss check with partner using the language S1: "What did you circle?" S2: "I circled statue, bag, and pigeon. How about you?"
5. Listening Task #2: Ss listen to false text read by T. Ss raise their hands and say "Stop." when they hear false information.
T. elicits correct information.
6. Listening & Reading Task #3: Cloze sheet: T puts up a poster of words that go in the blanks. Ss work in pairs to fill in the blanks.
Ss listen and check in pairs afterwards.
7. Ss review the form of the present continuous and then describe the park story to a partner using the new vocabulary. S: "Two women are sitting on a bench; one man is holding a paper bag, etc."

After (Close the activity and post-activity)

8. Listening & Speaking Task #4: Ss listen to original text and look at new picture.
T asks Ss to check the differences. Ss compare differences. Ss ask each other: "What did you circle that was different?" "I circled ___; what about you?" T elicits.
9. Working in pairs, students draw a picture of their favorite park and describe it to their partners.

PowerPoint

<p>Listening Lesson – “THE PARK”</p> <ul style="list-style-type: none"> • <i>Beginner Level Ss → Elementary to Middle School</i> • <i>What do Ss already know?</i> • Ss already know some park-related vocabulary, basic sentence formation and present continuous tense. 	<p>A park</p> 	<p>A: What can you do in a park? B: I can <u>walk</u> in a park.</p>
<p>A: What can you do in a park? B: I can _____ in a park. What can you do in a park? A: I can _____ in a park. What can...?</p>	<p>What do you see?</p> 	<p>A pigeon</p> 
<p>Pigeons in a park</p> 	<p>Which one is a pigeon?</p> <p>1</p>  <p>2</p> 	<p>Statue of Liberty</p> 

1




2



A hoop and a stick



Hoops or Sticks?



A hoop or a stick?



A paper bag



Yes or No?



Yes or No?



1



2



Entrance



An entrance?



Circle what you hear



A: What did you circle?


B: I circled _____. What about you?

A: I circled.....



B:

Listen for What's Wrong



Word List

- Hoop
- Horse
- Two
- Park
- Sitting
- Pigeon
- Man
- Looking
- Nearby
- Paper
- Pigeons
- Bird
- Eating
- Playing


Answers

- Park
- Sitting
- Pigeon
- Looking
- Nearby
- Paper
- Pigeons
- Bird
- Eating
- Playing
- Hoop
- Man
- Horse
- Two

Review

I
You
He
She
It
We
They

Describe What You See





A: What did you circle?

B: I circled _____. What about you?

A: I circled.....




B:

Draw Your Favorite Park

- Do you have a favorite park?
- I do:



Tell Your partner about your park



Park Sample Lesson – False Reading

You can see the picture of a **zoo** in this town. You can see that it's in a town because there are some houses behind the park. Two women are **standing** on a bench; one of them has black hair, and she's giving some food to the **dog**-the other woman is just **yelling** at it.

Three more pigeons are on the ground **far away**. Then there's a man with a **plastic** bag in one hand; I think he's got **dog** food in it because he's throwing food to the **ducks** and they're **drinking** it. On the path there's a boy **dancing** with a **girl** and running towards the entrance of the park. Behind the path you can see the statue of a **horse** sitting on **a man** with a tall hat and there are some flowers growing around.

There are **three** trees in the picture, one on either side of the statue.

Park Sample Lesson – Cloze Activity

You can see the picture of a _____ in this town. You can see that it's in a town because there are some houses behind the park. Two women are _____ on a bench; one of them has black hair, and she's giving some food to the _____-the other woman is just _____ at it. Three more pigeons are on the ground _____. Then there's a man with a _____ bag in one hand; I think he's got _____ food in it because he's throwing food to the _____ and they're _____ it. On the path there's a boy _____ with a _____ and running towards the entrance of the park. Behind the path you can see the statue of a _____ with a tall hat sitting on a _____ and there are some flowers growing around. There are _____ trees in the picture, one on either side of the statue.



Sample Park Lesson – Listening Text

You can see the picture of a **park** in this town. You can see that it's in a town because there are some houses behind the park. Two women are **sitting** on a bench; one of them has black hair, and she's giving some food to the **pigeon**-the other woman is just **looking** at it. Three more pigeons are on the ground **nearby**. Then there's a man with a **paper** bag in one hand; I think he's got **bird** food in it because he's throwing food to the **pigeons** and they're **eating** it. On the path there's a boy **playing** with a **hoop** and running towards the entrance of the park. Behind the path you can see the statue of a **man** with a tall hat sitting on a **horse** and there are some flowers growing around. There are **two** trees in the picture, one on either side of the statue.

Draw your favorite park.